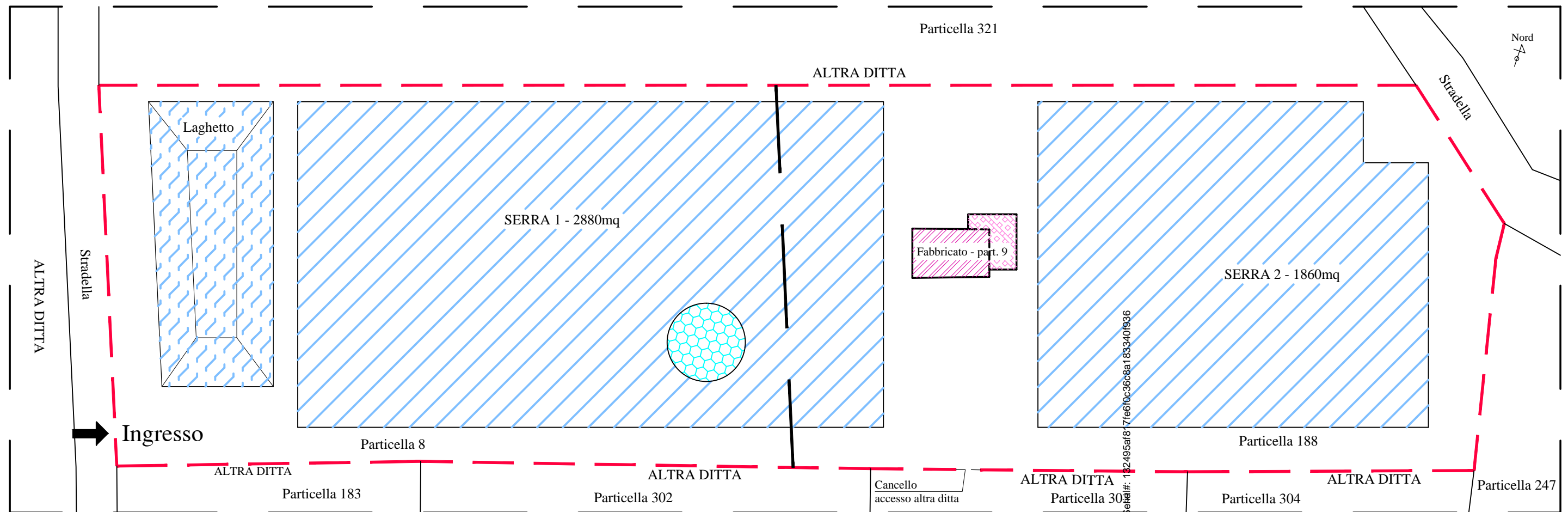


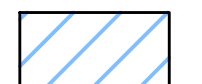
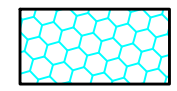
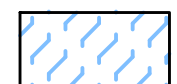
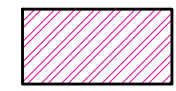



Planimetria del lotto - fuori scala



LOTTO - Foglio 136 part.lle 8, 9 e 188 - Superficie complessiva 7300mq

-  Confine lotto
-  Confine particelle 8 e 188
-  Serre con struttura metallica
-  Pozzo a vasca interno alla serra
-  Laghetto raccolta acqua piovana
-  Fabbricato da accatastare - p.la 9
-  Fabbricato da accatastare e sanare - p.la 9

Firmato Da: SAVARESE VITTORIO DAVIDE Emesso Da: ARUBAPEC S.P.A. CA 3 132495at877e610c36c8a183340f936

